



Panama

Construction Engineering Company & Steel Products Company

**WORLDWIDE LEADING MANUFACTURER AND SERVICE PROVIDER
OF CRANES AND MATERIAL HANDLING SOLUTIONS.**

CLESCRANE

Address: Room 902, Building 6, No. 26 Dongqing Street, Zhengzhou, Henan, P.R.China; P.C.: 450000

Tel: +86-371-5532 8269

Email: inquiry@clescrane.com

Website: www.clescrane.com

CLESCRANE®
© WWW.CLESCRANE.COM

High quality has got the return .
Clescrane has become the choice of more and more customers in the market.



Panama Steel Products Company

Panama Steel Products Company was founded in 1962 which is always committed to process and manufacture all kinds of steel products. The main production is steel structure, Special steel tank for water and fuel, shelves, polyurethane board, ceiling, etc.



Panama Construction Engineering Company


Panama Construction Engineering Company was founded in 2014, which is engaged in designing, manufacturing, construction and service of the prefabricated steel structure building system and related accessories.

CLESCRANE

YOUR PARTENER

TOTAL SOLUTION

Starting from the design stage, we provide customers with tailor-made solutions. According to the customer's complete process requirements, Clescrae provides comprehensive solutions.



TAILOR MADE SOLUTIONS

SOLUTION

CLESCRANE PROVIDES OVERHEAD CRANES



The benefit gained in the mature design and high quality technology is not easy to be noticed in the first few years. They are reflected in higher efficiency of production, high reliability and low maintenance requirements. Especially when the cost pressure is growing and investment plan is in the short term , Crane manufacturers 'suggestions are very important.

In July 2016, Panama Construction Engineering Company & Panama Steel Products Company officially became Cle Crane 's partner.

Panama Construction Engineering Company ordered 2 sets crane system for lifting precast concrete components. Panama Steel Products Company ordered 3 sets crane system for lifting steel structure.

EQUIPMENT LIST

MODEL	QTY
CHX5t-6m H=5.5m A5	1
CHX5t-12m H=6m A5	1
CHS5t-8.6m H=5.9m A5	1
CHS3.2t-18.9m H=10m A6	1
CHS10t-18.9m H=9.7m A6	1

CH Series Wire Rope Electric Hoist

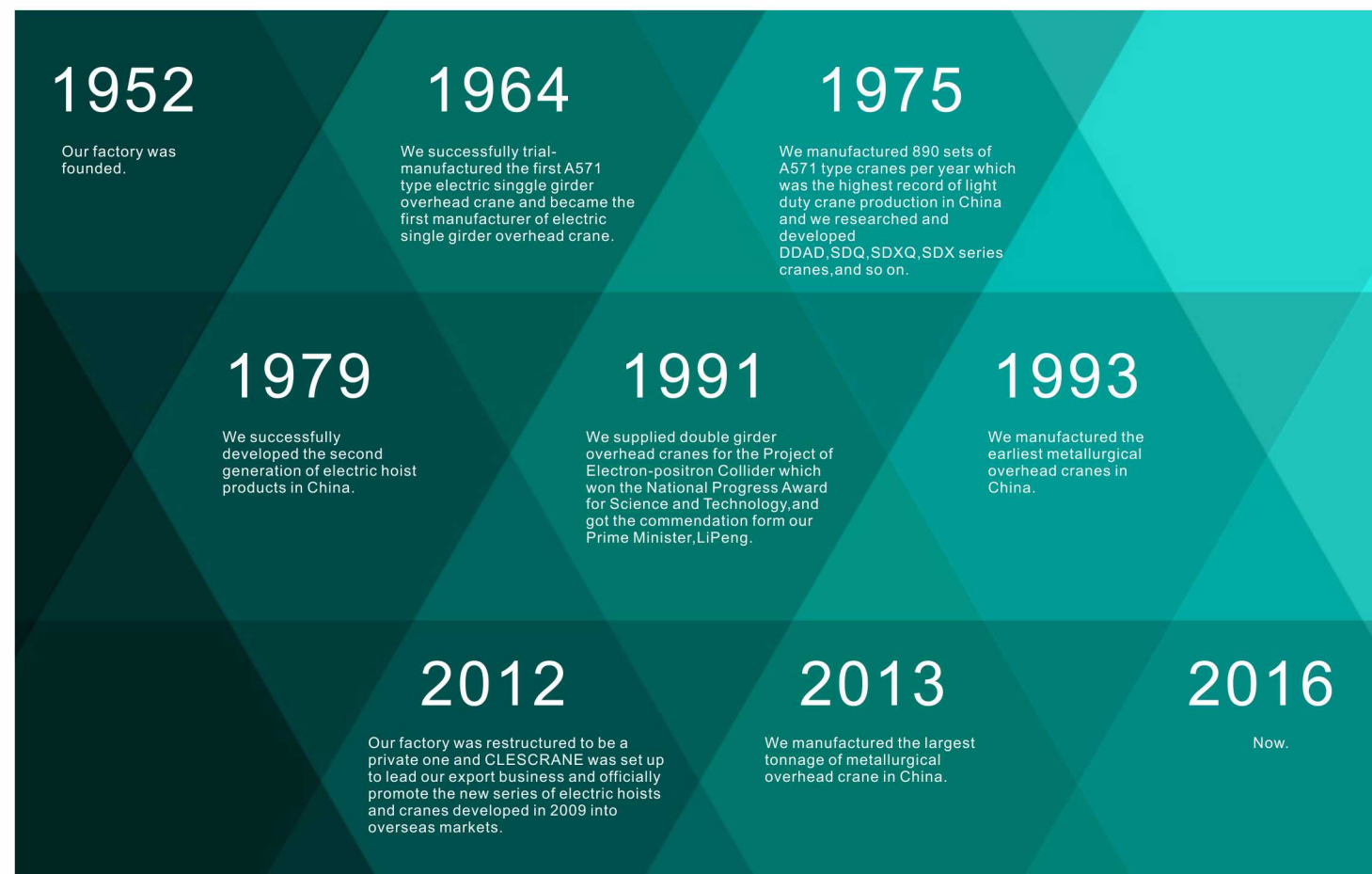


Clescrane CH Series of electric hoist: Compact structure, reliable quality, highly effective, safe, free maintenance, long service life, they are the most ideal choice.

European standard, first-class quality.
High efficiency, energy saving, safety.
To provide you with a full set of crane and material handling solutions.
We continue to create value for our customers.

RESULTS


Quality products and service satisfy the customer.



Steel and concrete industry has always been one of the key industries for Clescrane to provide solutions. Our factory was established in 1952, which has entered the crane manufacturing field since the 1950s. We use 60 years of rich experience in the industry to provide most professional solutions to make our customers satisfied. No matter which process are applied to, we can meet every customer's special demand and help customers to improve efficiency.

Panama Construction Engineering Company & Panama Steel Products Company and Clescrane are both very satisfied with cooperation of each other. Sincerely hope that through cooperation we can obtain the sustained growth in every year.

PRODUCTS



CHS

CHS Series Single Girder Overhead Crane
Max. Load: 20t



CHX

CHX Series Single Girder Suspension Crane
Max. Load: 10t



CWG

CWG Series Double Girder Gantry Crane
Max. Load: 320t




CH(W)B

CH(W)B Series Semi Gantry Crane
Max. Load: 100t



CHD

CHD Series Double Girder Overhead Crane
Max. Load: 100t



CWD

CWD Series Double Girder Overhead Crane
Max. Load: 320t



CJZ

CJZ Series Pillar Mounted Jib Crane
Max. Load: 10t



CH

CH Series Wire Rope Electric Hoist
(for Single Girder Crane)
Max. Load: 20t



CHG(S)

CHG(S) Series Single Girder Gantry Crane
Max. Load: 20t



CHG(D)

CHG(D) Series Double Girder Overhead Crane
Max. Load: 100t



CH

CH Series Wire Rope Electric Hoist
(for Double Girder Crane)
Max. Load: 100t



CW

CW Series Open Winch Trolley
Max. Load: 320t

SERVICE

Our service solutions are specially made based on different requirements of individual clients.

Meeting their standards could remove any of their worries.

Including:

- Customized solutions
- Reliable, efficient and safe crane equipment
- High quality packaging
- Installation and assembly & test running
- Professional training
- Plenty of spare parts
- Maintenance
- Analysis and suggestions
- Intelligent crane design software
- The experienced team of engineers

Clescane's service pack is safe and costs less.

Clescane's service pack also applies to cranes and hoists produced by other manufacturers.



OPTIONS

Safety

Sophisticated load handling methods reduces the risk of collisions and accidents.

Productivity

Time savings in load handling and final positioning makes processes more efficient.

Cost savings

Longer lifetime of components and less maintenance work results in better economy.



Extended Speed Range



Micro Speed



Slack Rope



Tandem



Inching



Restricted Load



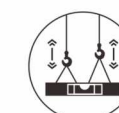
Sway Control



Load Floating



Shock Load



Synchronisation



Cranes in Tandem

**Advanced Product Solution Constant Innovation
Based on the Demand of Customers**